



C2R2 MAX

Version 02 – 2 April 2009

A23

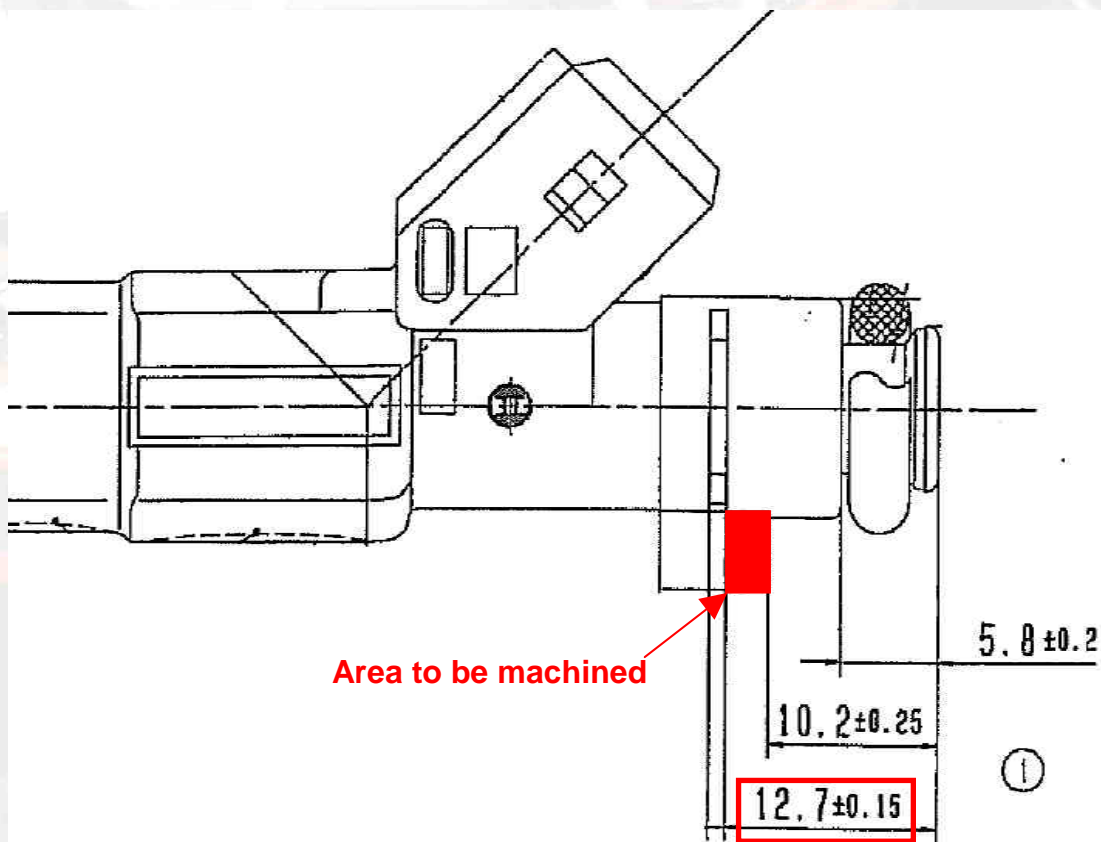
INJECTION



Injector modification:


The injectors must be slightly modified in order to be fitted correctly on the fuel rail.

The red area on the injector, shown in the diagram below, must be machined to obtain a dimension of **12.7mm**.






Final result:



Fitting the assembled fuel rail onto the intake manifold:

Fit the injector rail onto the intake manifold using the screws (*ref. 3*), washers (*ref. 5*), spacers (*ref. 2*) and nuts (*ref. 4*).




0.8 m.kg





Fitting the assembled intake manifold onto the cylinder head:


Use only the ref. 7 screws for this assembly.



2

222

1.2 m.kg



Intake manifold:

The preparation of the intake manifold pipes must comply with the officially approved dimensions.

These dimensions can be found on the component type-approval certificate No. A-5672, page 10.



Nota : We remind you that the tuning, the assembly and the settings of a racing engine require specific tools and specialists abilities.

To guarantee a good level of performance and reliability, CITROËN Racing recommend ORECA Magny Cours, partner of our applications since many years.